


AL-2401  
GF-Bangi with integrated rotatable bearing,  
counterweight rod, connector for double ended  
Euro-adapter or Combi-rig tubes, double ended Euro-adapter

## GF-Bangi System

The GF-Bangi has an integrated pan bearing and offers a completely stable tracking movement without any sudden "drop" during the shot.


The identical end connections accept either the counterweight rod (vertical or horizontal) or a Euro-adapter Fitting which in turn accepts either the Double Euro-adapter or the Combi-rig tubes.



The GF-Bangi as a tracking system

The Euro-adapter Fitting has a 360° "toothsystem" adjustment which provides a rock solid lock off. A quick release design enables a fast exchange of the standard 1m (3'3") tracking tubes to 2m (6'6") tubes.

By supporting both ends of the GF-Bangi and mounting the Double Euro-adapter to the integrated bearing, the GF-Bangi can be used as a mini tracking system.



The GF-Bangi with Low Slider and Levelling Legs



Levelling Legs



Low slider for Bowl or Michell



GF-Bangi in use as a car mount




Lighting stand adapter



Adapter for GF-Bangi to  
Scaffold tube



Euro-adapter fitting



Solid, 360° rotation

# GF-Bangi



Grip Factory Munich GmbH  
Fürholzener Straße 1  
85386 Eching/Munich  
Germany  
Tel.: +49 (0)89 / 31 90 12 90  
Fax: +49 (0)89 / 31 90 12 99  
E-Mail: [info@g-f-m.net](mailto:info@g-f-m.net)  
Internet: [www.g-f-m.net](http://www.g-f-m.net)

Link to website

